



The new degree of comfort.®




Residential Electric
Professional Classic Water Heaters
for Manufactured Housing

Professional *Classic*® electric water heaters are HUD certified for Manufactured Housing and modular construction

Efficiency

- .92 - .93 UEF
- Isolated tank design reduces conductive heat loss
- Resistored Lifeguard™ stainless steel lower heating element to prolong anode rod and tank life



Performance

- FHR: Up to 55 gallons, depending on model
- Recovery: 17 GPH for 3500 watts and 21 GPH for 4500 watts at a 90° F rise**

Longer Life

- Premium grade anode rod provides long-lasting tank protection

Features

- High performance and lower operating cost
- Compliant with H.U.D., ASHRAE 90A-80 and NAECA requirements
- Single and double element models available. High efficiency resistored heating element in single element models. Lifeguard™ stainless steel element is the upper element in double element models
- Electric junction box located above heating elements for easy installation
- Over-temperature protector cuts off power in excess temperature situations
- Automatic thermostat keeps water at desired temperature

Plus...

- Rheemglas® tank lining resists corrosion and prolongs tank life
- EverKleen™ self cleaning device fights harmful sediment build-up with a high-velocity spiraling water stream – helps operating efficiency by saving energy, money and improving tank life



- Enhanced-flow brass drain valve
- Temperature and pressure relief valve included
- Low lead compliant

Warranty

- 6-Year limited tank and parts warranty*

*See Residential Warranty Certificate for complete information

Units meet or exceed ANSI requirements and have been tested according to D.O.E. procedures. Units meet or exceed the energy efficiency requirements of NAECA, ASHRAE standard 90, ICC Code and all state energy efficiency performance criteria.



Professional *Classic* for Manufactured Housing
19.9 to 50-Gallon Capacities
240 Volt AC/Single Phase
Double and Single Element Models
Electric



¹LEED Point = 1

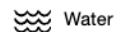
See specifications chart on back.



INTEGRATED HOME COMFORT



The new degree of comfort®



Residential Electric
Professional Classic Water Heaters
for Manufactured Housing

Professional Classic® for Manufactured Housing Specifications

T Y P E	DESCRIPTION			FEATURES				ROUGHING IN DIMENSIONS (SHOWN IN INCHES)				ENERGY INFO.	
	NOMINAL GALLON CAPACITY	RATED GALLON CAPACITY	MODEL NUMBER	UEF FIRST HOUR RATING G.P.H.		RECOVERY IN G.P.H. 90° F RISE		TANK HEIGHT A	HEIGHT TO WATER CONN. B	DIAMETER C	APPROX. SHIP WT. (LBS.)	UNIFORM ENERGY FACTOR (UEF)	
				3500 WATTS	4500 WATTS	3500 WATTS	4500 WATTS						
Tall	19.9	—	PROE20 1 RH MH	—	—	—	—	31-1/2	25-1/2	17-3/4	62	—	
Tall	30	27	PROE30 1 RH95 MH¹	30	47	17	21	47-3/4	39-1/2	19	92	0.92	
Tall	30	27	PROE30 2 RH95 MH¹	30	47	17	21	47-3/4	39-1/2	19	92	0.92	
Tall	40	36	PROE40 1 RH95 MH¹	34	53	17	21	48-1/2	40-1/8	21-1/8	106	0.93	
Tall	40	36	PROE40 2 RH95 MH¹	34	53	17	21	48-1/2	40-1/8	21-1/8	106	0.93	
Tall	50	45	PROE50 1 RH95 MH	42	55	17	21	59	50-5/8	21-1/8	124	0.92	
Tall	50	45	PROE50 2 RH95 MH	42	55	17	21	59	50-5/8	21-1/8	124	0.92	

Uniform Energy Factor and rated gallon capacity based on Department of Energy (DOE) requirements.

• If heating elements of different wattages than those shown are demanded by zone requirements, they must be specifically requested.

• Heaters furnished with standard 240 volt AC, single phase non-simultaneous wiring, and 3500 watt or 4500 watt heating elements.

PROE20 1 RH MH furnished with standard 120 volt AC, single phase, 2000 watt heating element.

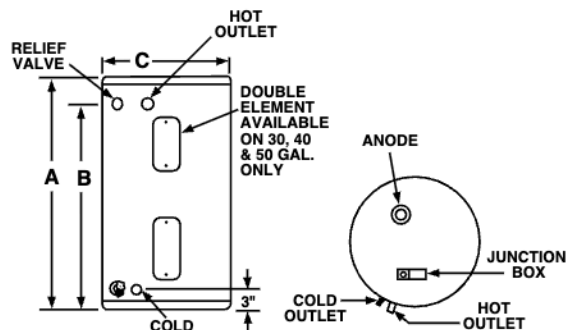
• Special Wiring Options – A limited number of special wiring options are available. Consult factory for price and availability.

**Recovery = wattage/2.42 x temp. rise °F.
Example: $\frac{4500W}{2.42 \times 90^\circ} = 21 \text{ GPH}$

**Recovery calculations used are based on 4500 watt elements used in non-simultaneous operation.



¹LEED Point = 1



WATER CONNECTIONS ALL 3/4" N.P.T.

In keeping with its policy of continuous progress and product improvement, Rheem reserves the right to make changes without notice.

Rheem Water Heating • 1115 Northmeadow Parkway, Suite 100
Roswell, Georgia 30076 • www.rheem.com



INTEGRATED HOME COMFORT